

THE METAVERSE

*Web 3.0 Virtual Cloud
Economies*





THE METAVERSE

By David Grider, Head of Research & Matt Maximo, Research Analyst

- 1
- 2
- 3
- 4
- 5
- 6

Crypto cloud economies are the next emerging market investment frontier and the Metaverse is at the forefront of this Web 3.0 internet evolution. The Metaverse is a set of interconnected, experiential, 3D virtual worlds where people located anywhere can socialize in real-time to form a persistent, user-owned, internet economy spanning the digital and physical worlds.

The Metaverse is still emerging, but many key components have started to take shape and are revolutionizing everything from e-commerce to media & entertainment, and even real estate. Our [Grayscale Decentraland Report](#) and [Decentraland Tour](#) make this concept more tangible by introducing one of the leading blockchain-based virtual worlds—Decentraland.

Projects like Decentraland are creating an open-world metaverse where users can log in to play games, earn MANA (the native token of Decentraland, with which users can purchase NFTs, including LAND or collectibles, and vote on economy governance), or create NFTs, giving them real world interoperability for the value of their time spent in-game.

The potential of this internet evolution has started to attract Web 2.0 companies like [Facebook](#), which is shifting to a Metaverse company and is changing its name to “Meta”. At this inflection point, other leading Web 2.0 tech companies will likely need to start exploring the Metaverse to stay competitive, and the spotlight has prompted a new wave of [investment](#) in this emerging crypto category.





- 1
- 2
- 3
- 4
- 5
- 6

Table of Contents

The Metaverse	02
The Meta Thesis	04
The Meta Market Opportunity	06
The Meta Web 3.0 Economy	10
The Meta Web 3.0 Metrics	13
The Meta Takeaway	16



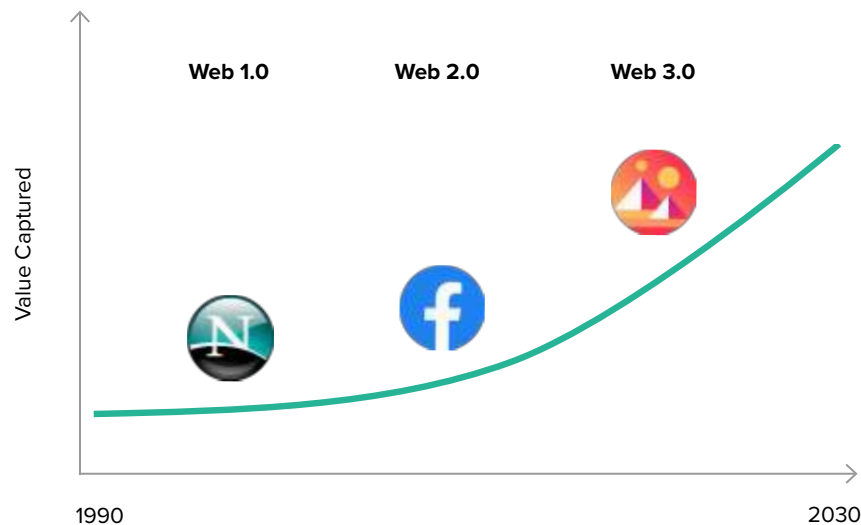


The Meta Thesis

The internet has always been about connecting people. Over the past three decades, internet technology has evolved, and the way we all interact with the web has evolved with it. Much has changed, but three key eras of online-based communities could be thought of as:

- **Web 1.0 - Netscape** connected us online
- **Web 2.0 - Facebook** connected us into online communities
- **Web 3.0 - Decentraland** connected us into a community-owned virtual world

FIGURE 1: ILLUSTRATIVE EVOLUTION OF WEB COMMUNITIES¹



As we moved across these eras, our interactions and the mediums we used to create them expanded. We experienced firsthand how organizational architectures connecting us transformed, how computing infrastructure we relied on matured, and how control over the web ebbed and flowed between the community and big tech companies.

1. Grayscale





- 1
- 2
- 3
- 4
- 5
- 6

FIGURE 2: ILLUSTRATIVE KEY FEATURES OF WEB 1.0, 2.0 & 3.0²

	Web 1.0	Web 2.0	Web 3.0
Interact	Read	Read-Write	Read-Write-Own
Medium	Static Text	Interactive Content	Virtual Economies
Organization	Companies	Platforms	Networks
Infrastructure	Personal Computers	Cloud & Mobile	Blockchain Cloud
Control	Decentralized	Centralized	Decentralized

The Web 2.0 mobile internet changed how, where, when, and why we used the internet. In turn, this changed the products, services, and companies we used, which changed our business models, culture, and politics – the Web 3.0 Metaverse has the potential to do the same.

² Grayscale





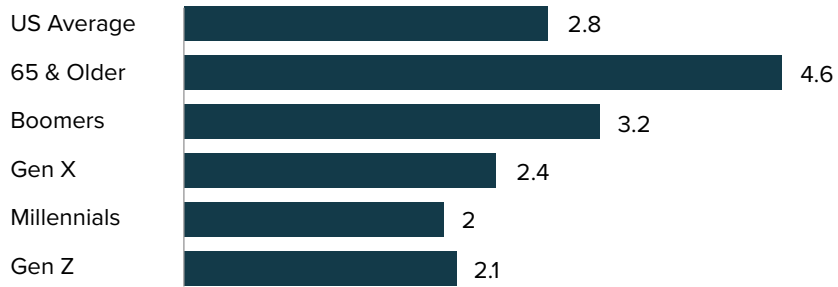
The Meta Market Opportunity

A greater and greater portion of our attention is going towards digital activities, especially for younger generations. Today, ~1/3rd of our lives (~8 hours/day) is already spent watching TV, playing games, or on social media.

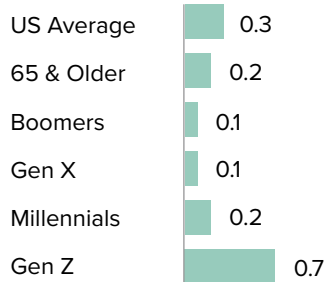
As we spend more of our time in these digital world experiences, we also spend more of our money within these digital realms to build our social status within these online communities.

FIGURE 3: US AVERAGE DAILY HOURS SPENT ON SELECT LEISURE ACTIVITY³

Watching TV



Playing Video Games



Social Media



3. [Goldman Sachs](#)



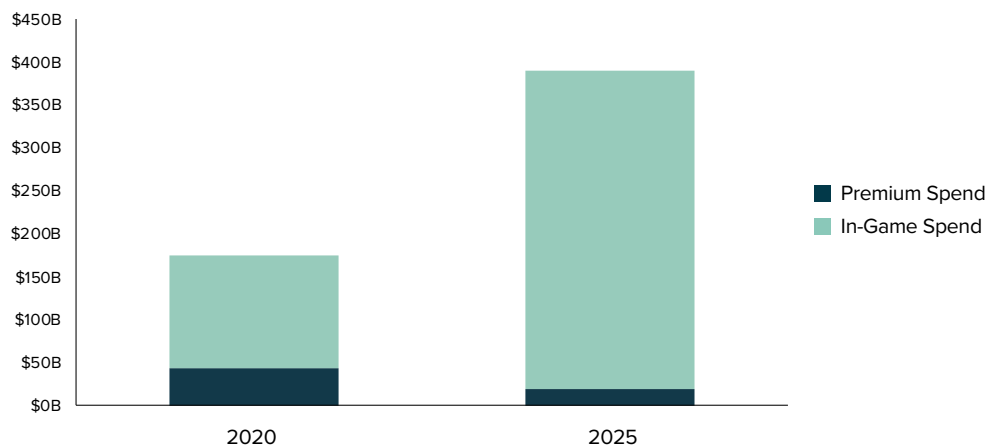


1
2
3
4
5
6

Our social lives and gaming are converging and creating a large, fast-growing virtual goods consumer economy. It is estimated that revenue from virtual gaming worlds could grow from ~\$180 billion in 2020 to ~\$400 billion in 2025.

The continued shift of game developer monetization is a key dynamic within this growth trend. Players are increasingly moving away from paying to play premium games towards free games, which developers monetize by selling players in-game items to enhance gameplay or social status within these virtual worlds.

FIGURE 4: GLOBAL VIRTUAL WORLD REVENUE GROWTH⁴



This shift is accelerating further with the transition from Web 2.0 closed corporate metaverses to Web 3.0 open crypto metaverse networks, which are:

- **Web 2.0 Closed Corporate Metaverse:** centrally owned and controlled by big tech, or;
- **Web 3.0 Open Crypto Metaverse:** democratically owned and controlled by global users.

Many gamers today spend their money and hours of their time building digital wealth within Web 2.0 closed corporate metaverse worlds. The problem is, most game developers don't let players monetize their investment and efforts. Developers prohibit players from trading items with other players and keep these worlds closed so players cannot transfer their in-game wealth to the real economy.

Web 3.0 open crypto metaverse networks solve this problem by eliminating the capital controls imposed on these virtual worlds by Web 2.0 platforms. This new paradigm allows users to own their digital assets as Non-Fungible Tokens (NFTs), trade them with others in the game, and carry them to other digital experiences, creating an entirely new free-market internet-native economy that can be monetized in the physical world. This evolution of the "creator economy" is known as "Play to Earn".

4. [Ark Invest](#)





- 1
- 2
- 3
- 4
- 5
- 6

FIGURE 5: ILLUSTRATIVE OPEN VS CLOSED GAMING & METAVERSE EXAMPLES⁵



In the metaverse, users dictate these types of seamless, real-world adjacent interactions across digital communities. Conversely, the closed nature of Web 2.0 corporate Metaverse platforms may put users at a disadvantage compared to Web 3.0 open crypto Metaverse networks.

Established Web 2.0 corporations will need to disrupt their business models by opening up their ecosystems and removing their competitive moats. We don't yet know the path Facebook will take with their Metaverse ambitions, but they—like other Web 2.0 companies—will need to make this challenging shift in the face of pressure to meet quarterly results for shareholders.

Gaming is just one of the most immediately addressable segments where value is already starting to naturally shift to Web 3.0, but the Metaverse opportunity extends far beyond gaming. The Metaverse is estimated to be a trillion-dollar revenue opportunity across advertising, social commerce, digital events, hardware, and developer/creator monetization.

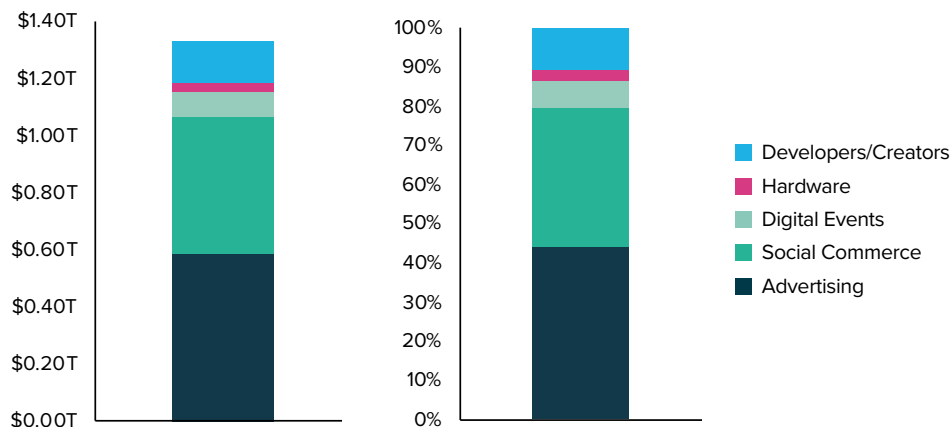
⁵ Grayscale





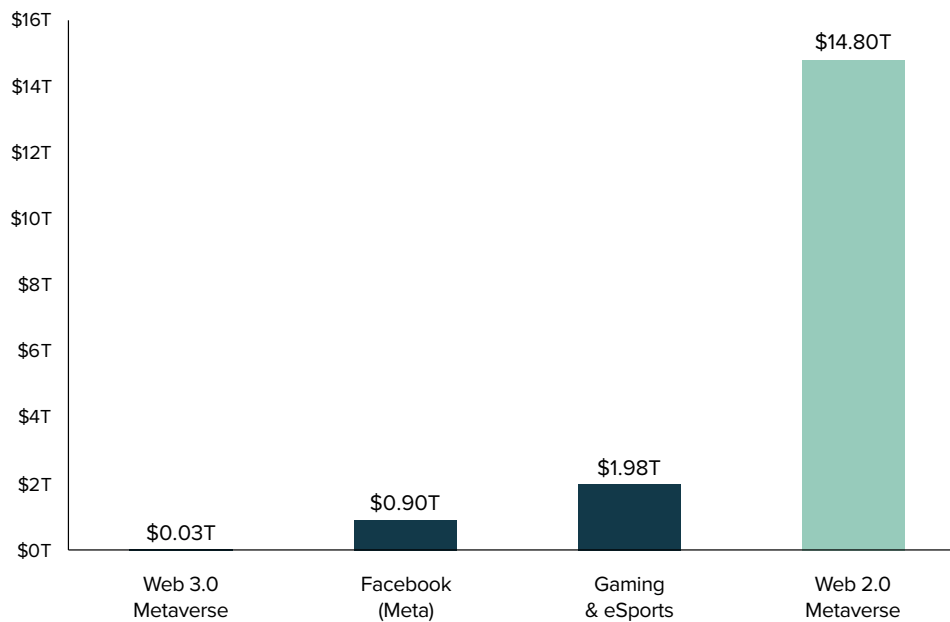
- 1
- 2
- 3
- 4
- 5
- 6

FIGURE 6: GLOBAL METAVERSE POTENTIAL TOTAL ADDRESSABLE MARKET⁶



The total market cap of the leading Web 3.0 Metaverse crypto networks sits at ~\$27.5 billion. This pales in comparison to the ~\$900 billion market cap of Facebook, the ~\$2 trillion market cap of the gaming sector, and the \$14.8 trillion market cap of Web 2.0 companies that could shift to the Metaverse or risk disruption.

FIGURE 7: MARKET CAP: WEB 2.0 & 3.0 METAVERSE, FACEBOOK, GAMING⁷



6. [Global X](#), [App Annie](#), [Zenith](#), [Grand View Research](#), [BCG](#)
 7. [Coingecko](#), [MVIS](#), [Roundhill Ball](#), [Bloomberg](#) (Date: 10/29/2021)





The Meta Web 3.0 Economy

Web 3.0 crypto Metaverses are emerging market virtual world economies with a continually developing complex mix of digital goods, services, and assets that generates real-world value for users.

Early Web 3.0 metaverse worlds have been typically built on top of blockchain computing platforms (layer one) with a host of parties contributing to the development of the games and in-game items that can be freely traded on the blockchain.

FIGURE 8: **BLOCKCHAIN-BASED GAMING STACK**⁸



8. The Block





- 1
- 2
- 3
- 4
- 5
- 6

Users purchasing these items are starting to build a new e-commerce experience. Examples of some more popular business activities within Decentraland and other virtual world economies today are:

- **Art Galleries**, such as [Sotheby's](#), have launched allowing owners to showcase and sell their digital NFT art at auction.
- **Business Offices**: crypto businesses like Binance and others have established digital headquarters in the Metaverse where employees can meet and collaborate.
- **Games & Casinos** where players can win MANA.
- **Advertising**: digital billboards have been built by property owners to advertise to game players for a fee.
- **Sponsored Content**, such as the recently announced Atari arcade which will feature games that can be played within Decentraland.
- **Music Venues** where DJs and musicians play music and hold concerts.

FIGURE 9: METaverse EXPERIENCES⁹



⁹ Grayscale, Decentraland



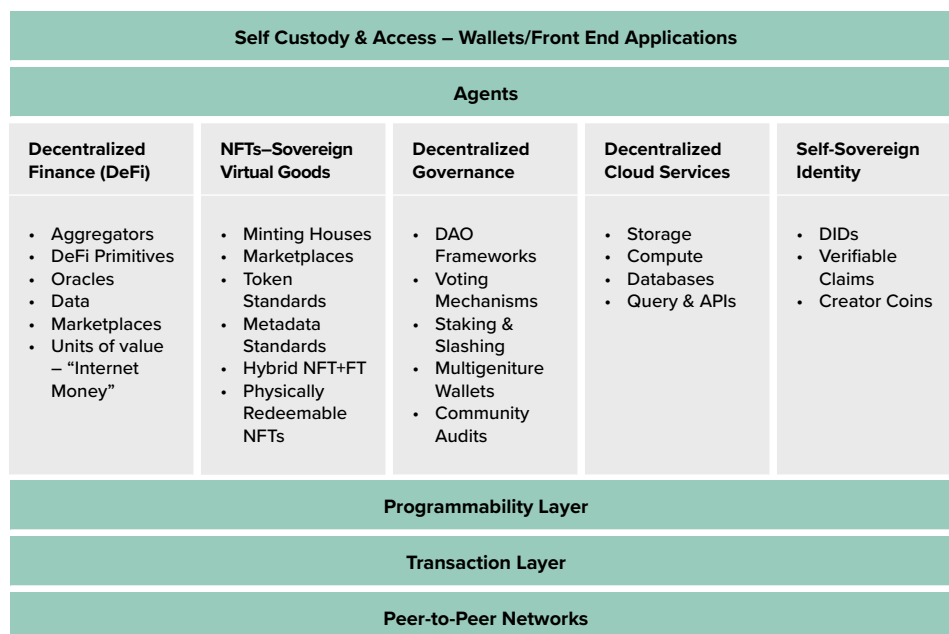


- 1
- 2
- 3
- 4
- 5
- 6

These Web 3.0 Metaverse worlds are part of a larger interconnected crypto cloud economy. These decentralized protocols interoperate with and provide the technical infrastructure to support Metaverse virtual economies.

- **Payment Networks:** Web 3.0 metaverse economies can use their own digital currency, like MANA, or the currency of the layer one base crypto cloud economy platform they’re built on, such as Ethereum (ETH) or Solana (SOL).
- **Decentralized Finance:** Decentralized exchanges allow users to trade in-game items while lending platforms allow users to take out loans on their virtual land.
- **NFT Sovereign Goods:** Players can purchase NFTs from other creators and bring them into other virtual worlds to be put on display or sold.
- **Decentralized Governance:** Legal frameworks take back control of the digital economies from centralized corporations and allow a global network of Web 3.0 metaverse users to decide the rules of their collectively owned virtual space.
- **Decentralized Cloud:** File storage solutions such as Filecoin give Web 3.0 metaverse worlds a decentralized infrastructure solution to store data while services like Livepeer give virtual worlds decentralized video transcoding infrastructure.
- **Self-Sovereign Identity:** Internet-native social reputation coin (“creator coins”) data from other platforms may be transferred into the Metaverse and used for identity or credit scoring.

FIGURE 10: **BLOCKCHAIN-BASED VIRTUAL ECONOMY SEGMENTS**¹⁰



¹⁰. Outlier Ventures

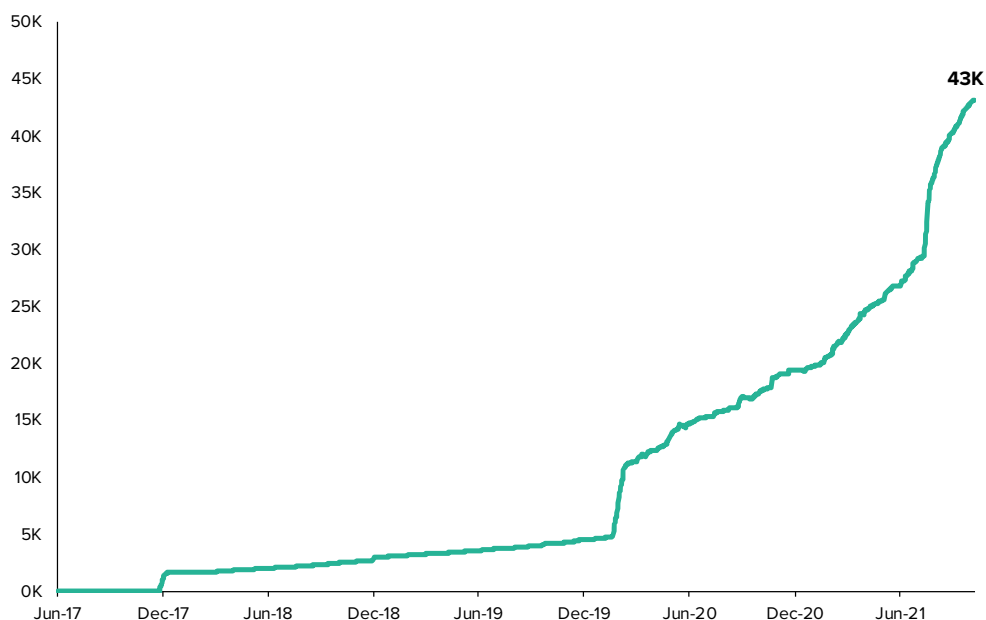




The Meta Web 3.0 Metrics

The combination of these innovations has created a new online experience that's already attracting users. Web 3.0 Metaverse virtual world users have seen rapid growth over recent years. Today, Web 3.0 Metaverse virtual worlds have nearly 50,000 all-time users (active wallets as proxy), up ~10x since the beginning of 2020.

FIGURE 11: GLOBAL ALL TIME ACTIVE METAVERSE WALLETS¹¹



Compared to other Web 3.0 and Web 2.0 segments, Metaverse virtual world users are still in their early innings, but if current growth rates remain on their current trajectory, this emerging segment has the potential to become mainstream in the coming years.

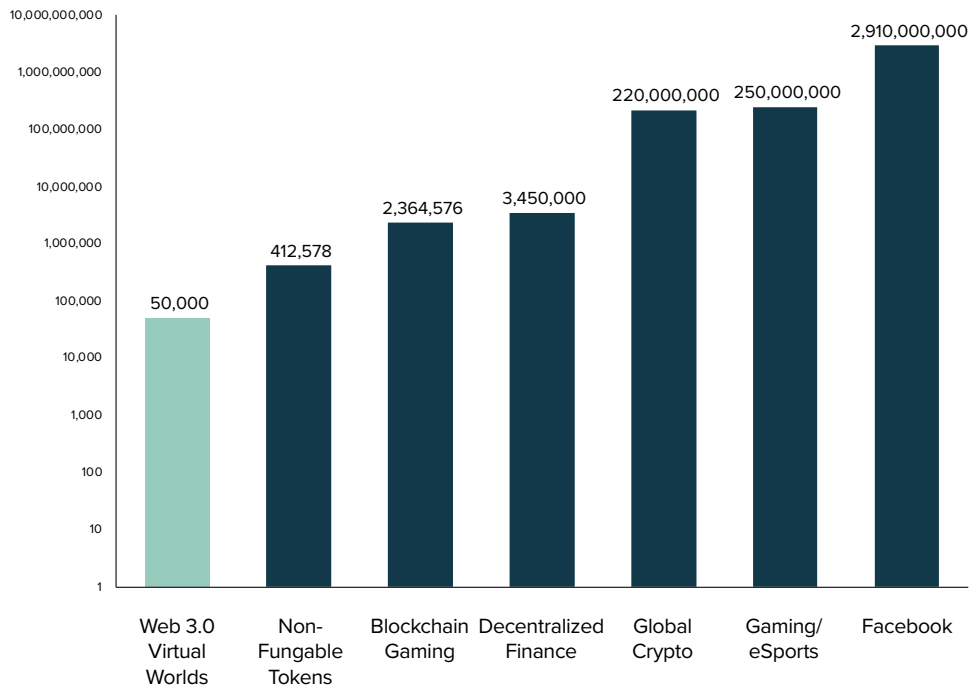
¹¹ [Non Fungible](#).





1
2
3
4
5
6

FIGURE 12: GLOBAL USERS PER SELECT CATEGORY (LOG)¹²



Web 3.0 Metaverse virtual worlds are creating real-world value for the developers, third-party creators, and users building these emerging market internet-native crypto cloud economies. All-time value spent on Web 3.0 Metaverse item sales such as virtual land, goods, and services has topped \$200 million.

By removing the Web 2.0 centralized companies that have historically controlled these online spaces, Web 3.0 Metaverse virtual worlds have benefited from rapid innovation and productivity gains.

Crypto virtual worlds have created a multi-million dollar primary and secondary market for creators and asset owners by eliminating capital controls and opening their digital borders to free market capitalism.

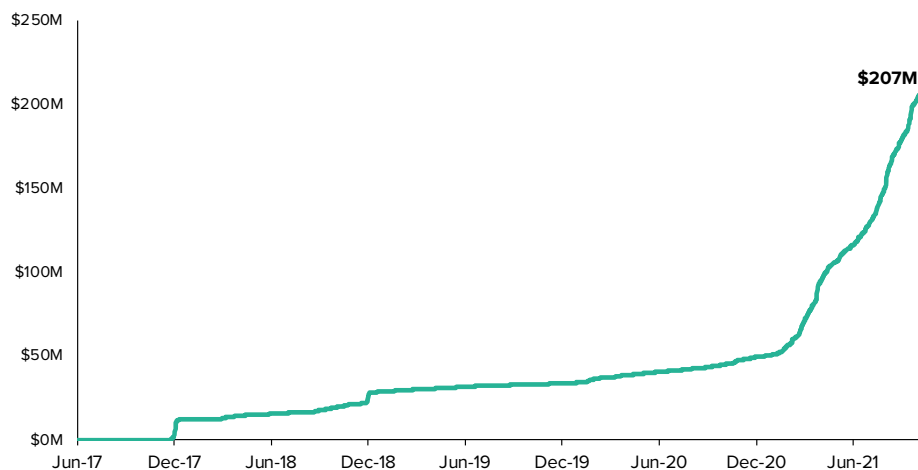
12. [Non Fungible](#), [CryptoSiam](#), [Dune Analytics](#), [Crypto.com](#), [Goldman Sachs](#), [Facebook](#)





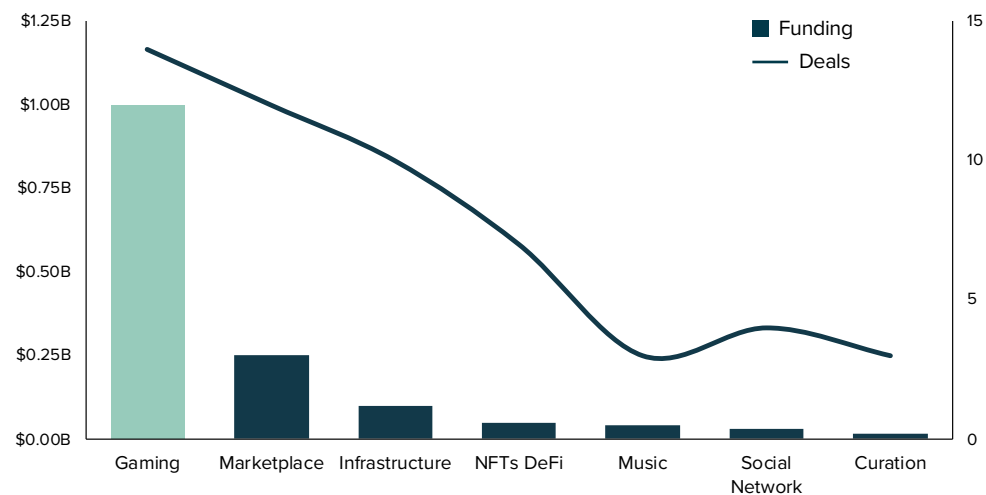
- 1
- 2
- 3
- 4
- 5
- 6

FIGURE 13: GLOBAL ALL TIME TOTAL VALUE SPENT ON COMPLETED METAVERSE SALES¹³



During Q3 of 2021, total crypto fundraising totaled \$8.2 billion with the Web 3.0 & NFT segment comprising \$1.8 billion. Within the Web 3.0 & NFT sector, blockchain-based gaming attracted ~\$1 billion in funding across 14 deals, ranking it the top sub-sector within the category.

FIGURE 14: GLOBAL Q3 2021 NFT VERTICALS INVESTMENT ACTIVITY¹⁴



Capital investment into the sector has recently started to accelerate but compared to the \$10 billion that companies like Facebook plan to invest, and the amounts that could follow from other companies and venture capitalists, the Metaverse is in its early innings.

13. [Non Fungible](#)
 14. [Dove Metrics](#)





The Meta Takeaway

The Metaverse is a digital universe that moves beyond the internet we know today. This vision for the future state of the web has the potential to transform our social interactions, business dealings, and the internet economy at large. The Metaverse is still taking shape, but Web 3.0 open virtual world crypto networks are offering a glimpse of what the future of the internet may hold. The market opportunity for bringing the Metaverse to life may be worth over \$1 trillion in annual revenue and may compete with Web 2.0 companies worth ~\$15 trillion in market value today. This potential has attracted companies like Facebook to pivot towards the Metaverse, which may serve as a catalyst for other Web 2.0 tech giants and investors to follow.

- 1
- 2
- 3
- 4
- 5
- 6





About Grayscale Investments, LLC

Founded in 2013, Grayscale Investments is the world’s largest digital currency asset manager. Through its family of investment products, Grayscale provides access and exposure to the digital currency asset class in the form of a security without the challenges of buying, storing, and safekeeping digital currencies directly. With a proven track record and unrivaled experience, Grayscale’s products operate within existing regulatory frameworks, creating secure and compliant exposure for investors.

Grayscale is headquartered in Stamford, Connecticut. For more information on Grayscale, please visit www.grayscale.com or follow us on Twitter [@Grayscale](https://twitter.com/Grayscale).

- 1
- 2
- 3
- 4
- 5
- 6





Important Disclosures & Other Information

All content is original and has been researched and produced by Grayscale Investments, LLC (“Grayscale”) unless otherwise stated herein. No part of this content may be reproduced in any form, or referred to in any other publication, without the express consent of Grayscale.

This information should not be relied upon as research, investment advice, or a recommendation regarding any products, strategies, or any security in particular. This material is strictly for illustrative, educational, or informational purposes and is subject to change.

This content does not constitute an offer to sell or the solicitation of an offer to sell or buy any security in any jurisdiction where such an offer or solicitation would be illegal. There is not enough information contained in this content to make an investment decision and any information contained herein should not be used as a basis for this purpose. This content does not constitute a recommendation or take into account the particular investment objectives, financial situations, or needs of investors.

Investors are not to construe this content as legal, tax or investment advice, and should consult their own advisors concerning an investment in digital assets. The price and value of assets referred to in this content and the income from them may fluctuate. Past performance is not indicative of the future performance of any assets referred to herein. Fluctuations in exchange rates could have adverse effects on the value or price of, or income derived from, certain investments.

Certain of the statements contained herein may be statements of future expectations and other forward-looking statements that are based on Grayscale’s views and assumptions and involve known and unknown risks and uncertainties that could cause actual results, performance or events to differ materially from those expressed or implied in such statements. In addition to statements that are forward-looking by reason of context, the words “may, will, should, could, can, expects, plans, intends, anticipates, believes, estimates, predicts, potential, projected, or continue” and similar expressions identify forward-looking statements. Grayscale assumes no obligation to update any forward-looking statements contained herein and you should not place undue reliance on such statements, which speak only as of the date hereof. Although Grayscale has taken reasonable care to ensure that the information contained herein is accurate, no representation or warranty (including liability towards third parties), expressed or implied, is made by Grayscale as to its accuracy, reliability or completeness. You should not make any investment decisions based on these estimates and forward-looking statements.

Carefully consider each Product’s investment objectives, risk factors, fees and expenses before investing. This and other information can be found in each Product’s private placement memorandum, which may be obtained from Grayscale and, for each Product that is an SEC reporting company, the SEC’s website, or for each Product that reports under the OTC Markets Alternative Reporting Standards, the OTC Markets website.

Reports prepared in accordance with the OTC Markets Alternative Reporting Standards are not prepared in accordance with SEC requirements and may not contain all information that is useful for an informed investment decision. Read these documents carefully before investing.

Investments in the Products are speculative investments that involve high degrees of risk, including a partial or total loss of invested funds. Grayscale Products are not suitable for any investor that cannot afford loss of the entire investment. The shares of each Product are intended to reflect the price of the digital asset(s) held by such Product (based on digital asset(s) per share), less such Product’s expenses and other liabilities.

Because each Product does not currently operate a redemption program, there can be no assurance that the value of such Product’s shares will reflect the value of the assets held by such Product, less such Product’s expenses and other liabilities, and the shares of such Product, if traded on any secondary market, may trade at a substantial premium over, or a substantial discount to, the value of the assets held by such Product, less such Product’s expenses and other liabilities, and such Product may be unable to meet its investment objective.

The shares of each Product are not registered under the Securities Act of 1933 (the “Securities Act”), the Securities Exchange Act of 1934 (except for Products that are SEC reporting companies), the Investment Company Act of 1940, or any state securities laws. The Products are offered in private placements pursuant to the exemption from registration provided by Rule 506(c) under Regulation D of the Securities Act and are only available to accredited investors. As a result, the shares of each Product are restricted and subject to significant limitations on resales and transfers. Potential investors in any Product should carefully consider the long-term nature of an investment in that Product prior to making an investment decision. The shares of certain Products are also publicly quoted on OTC Markets and shares that have become unrestricted in accordance with the rules and regulations of the SEC may be bought and sold throughout the day through any brokerage account.

The Products are distributed by Genesis Global Trading, Inc. (Member FINRA/SIPC, MSRB Registered).

© 2021 Grayscale Investments, LLC. All rights reserved. The GRAYSCALE and GRAYSCALE INVESTMENTS logos, graphics, icons, trademarks, service marks and headers are registered and unregistered trademarks of Grayscale Investments, LLC in the United States.

- 1
- 2
- 3
- 4
- 5
- 6





General Inquiries

info@grayscale.com

Address: 262 Harbor Drive, 1st Floor, Stamford, CT 06902

Phone: (212) 668-1427

[@Grayscale](#)



grayscale.com